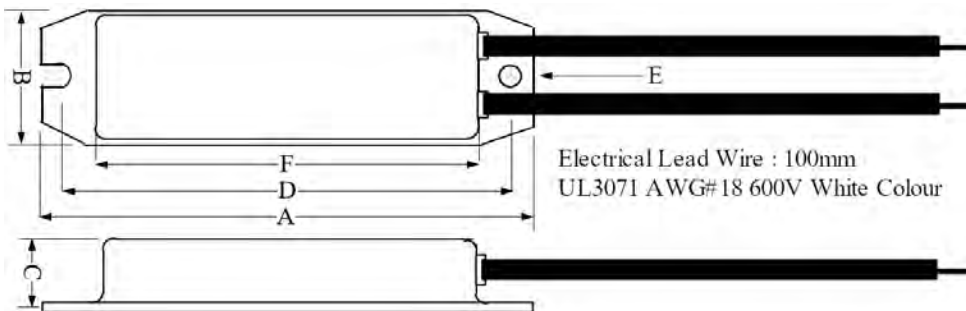


Aluminum Housing Wire Wound Power Resistors / Braking Resistors - ASQ ASQM ASZ series

- Internal wire wound resistive element is protected by external aluminum case from external mechanical force, humidity and dusty.
- Suitable for industrial machinery and equipment, variable frequency drives, snubber circuits, heating resistors and braking resistors
- Excellent Short Time Over Load capacity.
- Durable and can withstand stronger vibration.
- Low temperature coefficient and better heat conduction.
- Options : water resistance up to IP65
- With built-in thermocouple or thermal switch
- Low inductance requirement
- Braking resistor with protective enclosure, cooling system and thermal switch
- Precision Resistance Tolerance +/-0.1% +/-0.5% +/-1% +/-5% +/-10% -0/+5% -0/+10%
- support low ohmic resistance and high resistance value
- support resistor size other than listed below

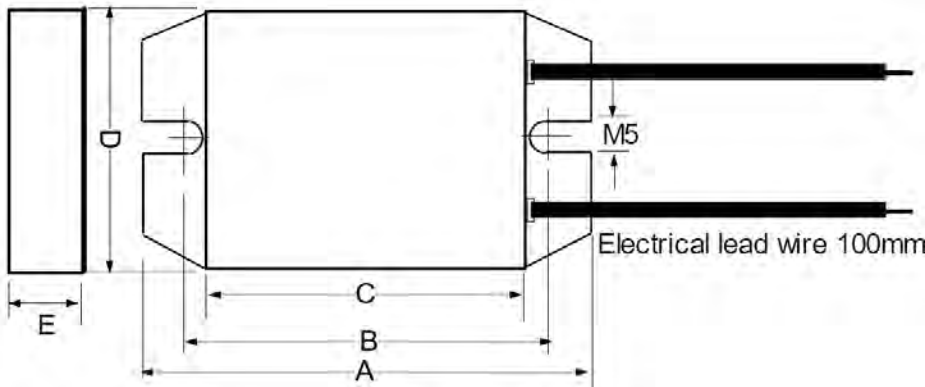
ASQ type :



Power Rating	Dimensions in mm +/-1mm						Resistance Range ohm
	A	B	C	D	E	F	
60W	100	30	13	90	4.5	75	0.01 – 100k
80W	130	42	19	116	5	103	0.01 – 100k
100W	130	42	19	116	5	103	0.01 – 100k
120W	182	42	19	172	6	152	0.01 – 100k

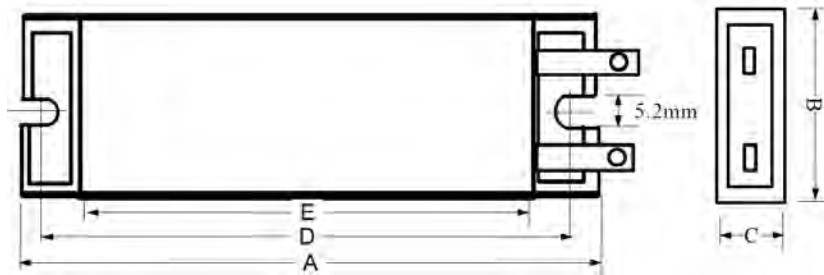
ASQM type : Low Profile Metal Clad Resistors

Support 5mm and 7mm resistor thickness. For more details, e-mail us.



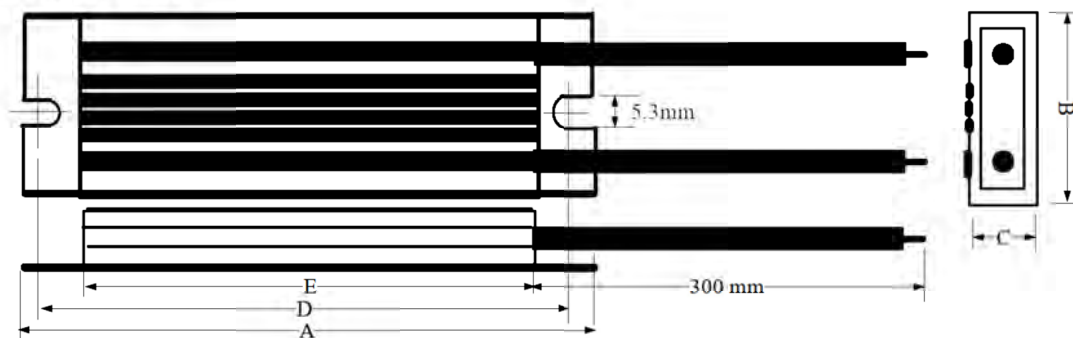
Power Rating	Dimensions in mm and Resistance Range in ohm					
	A	B	C	D	E	Resistance range ohm
60W	100	86	70	45	8	0.1 – 10k
80W	120	106	95	45	8	0.1 – 10k
100W	120	106	95	45	8	0.1 – 10k
120W	150	135	125	45	8	0.1 – 10k
150W	216	200	190	45	8	0.1 – 10k
200W	265	250	240	45	12 / 15 / 20	0.1 – 10k

ASZ type : 1kW – 15kW. Support customization up to 20kW



Power Rating	Dimensions in mm +/-1mm					Resistance Range ohm
	A +/-2	B +/-1	C +/-1	D +/-2	E +/-2	
1000 W	335 / 380	70 / 60	45 / 30	320	300	0.01 – 20k
1200 W	350 / 400	107 / 70	50 / 45	385	365	0.01 – 20k
1500 W	350 / 450	107 / 70	50 / 45	335 / 435	315 / 415	0.01 – 20k
2k W	400 / 500	107 / 70	50 / 45	385 / 485	365 / 465	0.01 – 20k
2500 W	450 / 550	107 / 70	50 / 45	435 / 535	415 / 515	0.01 – 20k
3k W	450 / 600	107 / 70	50 / 45	435 / 585	415 / 565	0.01 – 20k
4k W	500 / 525 / 550	128 / 129 / 107	41 / 41 / 50	-	-	Customize
5k W	550	175 / 107	65 / 50	-	-	Customize
8k W	850	107	50	-	-	Customize
15k W	650	175	65	-	-	Customize

ASZ type : 40W – 1kW

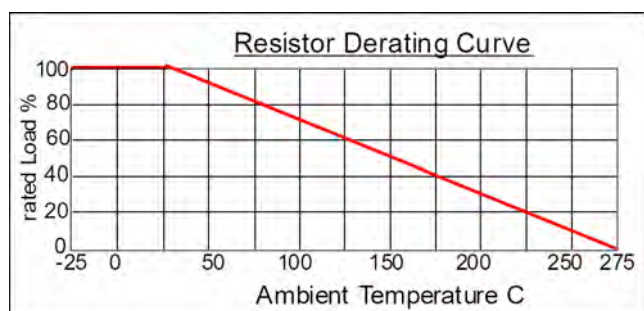


Power Rating	Dimensions in mm +/-1mm					Resistance Range ohm
	A +/-2	B +/-1	C +/-1	D +/-2	E +/-2	
40W	90	40	20	75	60	0.01 – 100k
60W	100 / 115	40	20	100	85	0.01 – 100k
80W	130 / 140	40	20	125	115	0.01 – 100k
100W	140	40	20	125	115	0.01 – 100k
120W	165 / 185	40	20	170	155	0.01 – 100k
150W	185	40	20	170	155	0.01 – 100k
200W	165	60	30	150	130	0.01 – 100k
250W	165	60	30	150	130	0.01 – 100k
300W	215	60	30	200	180	0.01 – 100k
400W	245 / 265	60	30	250	230	0.01 – 100k
500W	285 / 335	60	30	320	300	0.01 – 100k
600W	300 / 335	60	30	320	300	0.01 – 100k
800W	335 / 365	60	30	350	330	0.01 – 100k
1kW	335 / 380	70 / 60	45 / 30	320	300	0.01 – 20k

We support other resistance value that not listed above.

Electrical Characteristics :

Testing	Testing Conditions	Testing Results
Resistance Tolerance	JIS-C-5202 5-1 testing voltage<3V 25C	+/-5%
Temperature Coefficient	+/- 400ppm/C max.	
Rated Load	JIS-C-5202 5-4 40C at rated voltage 1hour	$\Delta R \leq \pm(1\% + 0.1\text{ohm})$ surface temperature $\leq 400\text{C}$
Insulation Resistance	JIS-C-5202 5-6 1000Vdc	100M ohm min.
Dielectric Withstand voltage	JIS-C-5202 5-7 2000Vdc 1min.	$\Delta R \leq \pm(0.1\% + 0.05\text{ohm})$
Short Time Overload	JIS-C-5202 5-5 5*rated power in 5 seconds (can be customized according to customer's application need)	$\Delta R \leq \pm(2\% + 0.1\text{ohm})$
Operating Temperature range	- 55C - +275C	
Power Derate to Zero	At 275C	



Part Number :

Series + Rated Power + Resistance Value (ohm) + Resistance Tolerance + Drawing Number

ASQ	60 - 120W	0.01 ohm = R01	B= +/-0.1% D= +/-0.5%
ASQM	60 - 200W	0.1 ohm = R1	F = +/-1% J = +/-5%
ASZ	40 - 8000W	1 ohm = 1R	K= +/-10%
		15 ohm = 15R	R= -0/+5%
		150 ohm = 150R	T = -0/+10%